

FACTS

Fish Harvesting



Industry Highlights

The Fish Harvesting Industry captures the inshore and offshore harvesting of sea species, including aquaculture.

Between 2018 and 2022, annual average employment* decreased by 2.6%, from 3,800 to 3,700 in the industry.

There have been

10

fatalities

since 2018

FISH HARVESTING

Serious injury rate is

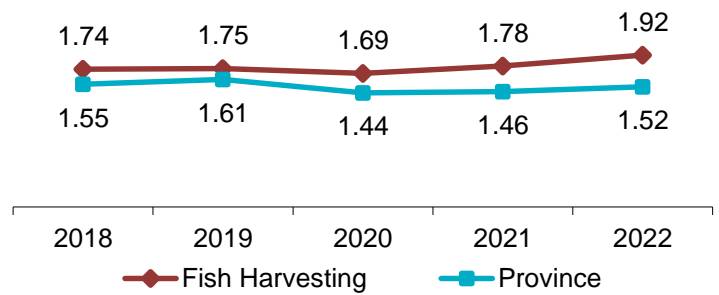
2.8

times higher than the provincial rate

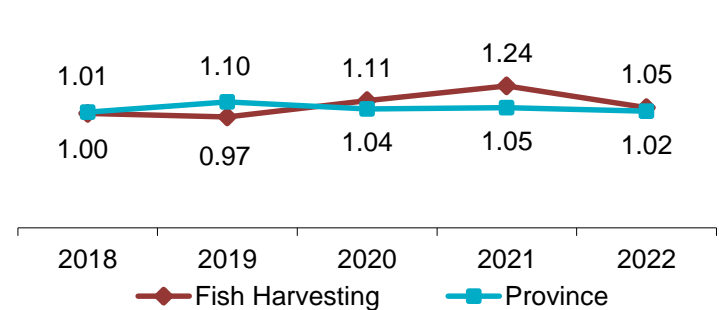
*Source: Statistics Canada – Employment rebased January, 2023

Industry Facts 2022

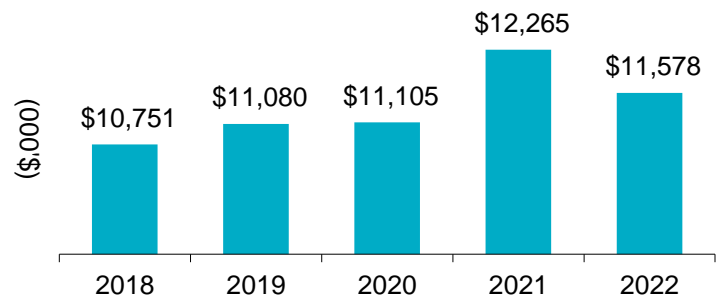
Lost-time Incidence Rate/100 Employees



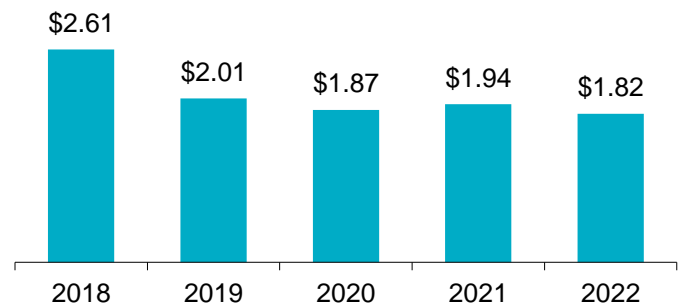
Soft Tissue Incidence Rate/100 Employees



Total Claim Payments



Average Assessment Rate



For more information

Contact WorkplaceNL at: 709.778.1552 or 1.800.563.9000
w workplace.nl.ca

WorkplaceNL

Health | Safety | Compensation

FACTS

Fish Harvesting Industry Highlights

continued

Fish Harvesting

	Fish Harvesting					Province				
	2018	2019	2020	2021	2022	2018	2019	2020	2021	2022
Lost-time Claims	66	63	59	66	71	3,522	3,720	3,106	3,259	3,540
Health Care Only Claims	34	21	16	18	20	1,697	1,651	1,161	1,130	1,190
Fatality Claims	0	1	5	3	1	36	26	35	18	30
Paid Weeks (000's)	16.1	15.0	14.8	15.3	13.4	244.3	251.5	262.4	265.1	259.0

Lost-time claims by top 5 type of accidents, 2018-2022

Type of Accident	% Total Lost-time Claims
Fall on ship, boat	28%
Caught in/compressed by equipment/objects	9%
Overexertion in lifting	8%
Overexertion in pulling or pushing objects	6%
Fall to floor, walkway, or other surface	6%

Lost-time claims by top 5 parts of body injured, 2018-2022

Body Part	% Total Lost-time Claims
Multiple body parts	20%
Shoulder, clavicle, scapula, trapezius	10%
Lumbo-sacral region	7%
Knee(s)	7%
Chest, except internal diseases/disorders	6%

Lost-time claims by top 5 nature of injuries, 2018-2022

Nature of Injury	% Total Lost-time Claims
Sprains, strains, tears	24%
Fractures	14%
Soreness, pain, hurt, except the back	10%
Back pain, hurt back	7%
Bruises, contusions	5%

Lost-time claims by top 5 occupations, 2018-2022

Occupations	% Total Lost-time Claims
Fishing vessel masters/skippers/fishers	37%
Fishing vessel deckhands	28%
Aquaculture & marine harvest labourers	9%
Fish plant workers	5%
Labourers fish processing	5%

e safety@workplacenl.ca

For more information

Contact WorkplaceNL at: 709.778.1552 or 1.800.563.9000
w workplacenl.ca

WorkplaceNL

Health | Safety | Compensation