

# FACTS

## Manufacturing



### Industry Highlights

The Manufacturing Industry includes sectors which involve manufacturing, processing, and packaging of items such as food products, beverages, plastics, clothing, furniture, household products, metal products, machinery, equipment, concrete products and petroleum.

Between 2017 and 2021, annual average employment\* increased by 8.3%, from 6,000 to 6,500 in the industry.

Hand injury rate is

2

times higher than the provincial rate

MANUFACTURING

There have been

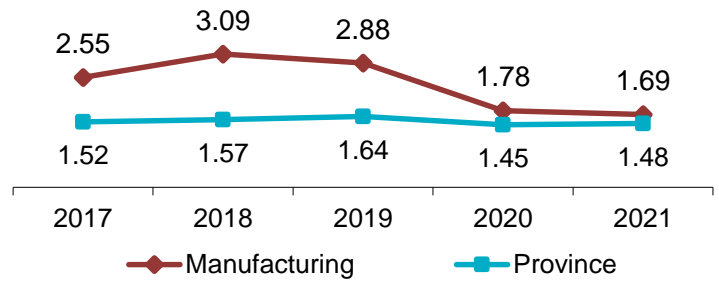
13

fatalities since 2017

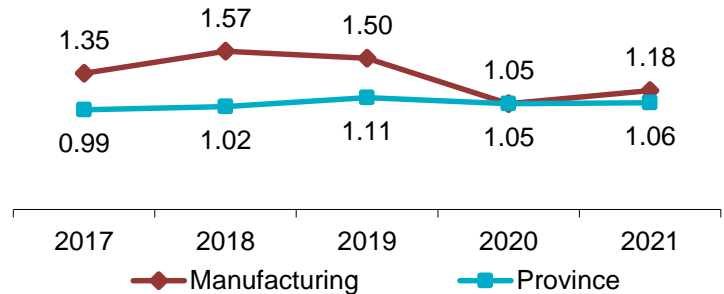
\*Source: Statistics Canada – Employment rebased January, 2021

## Industry Facts 2021

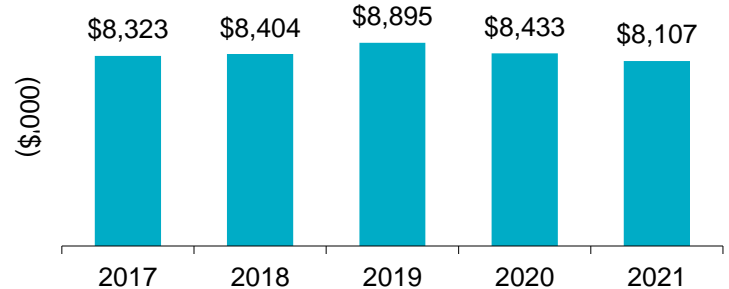
Lost-time Incidence Rate/100 Employees



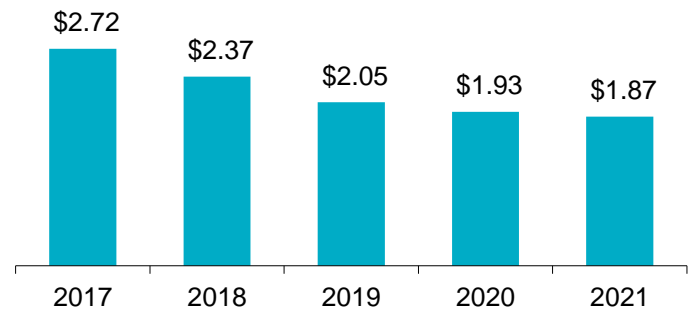
Soft Tissue Incidence Rate/100 Employees



Total Claim Payments



Average Assessment Rate



### For more information

Contact WorkplaceNL at: 709.778.1552 or 1.800.563.9000  
w workplace.nl.ca

# WorkplaceNL

Health | Safety | Compensation

# FACTS

## Manufacturing Industry Highlights

*continued*

### Manufacturing

### Province

	2017	2018	2019	2020	2021	2017	2018	2019	2020	2021
Lost-time	153	164	167	103	110	3,386	3,522	3,720	3,106	3,259
Health Care Only	76	65	80	47	45	1,561	1,697	1,651	1,161	1,130
Fatalities	3	3	2	4	1	25	36	26	35	18
Paid Weeks (000's)	14.9	15.3	15.3	14.7	13.7	243.5	244.3	251.5	262.4	265.1

### Lost-time claims by top 5 type of accidents, 2017-2021

Type of Accident	% Total Lost-time Claims
Overexertion in lifting	10%
Fall to floor, walkway, or other surface	9%
Bending/climbing/crawling/reaching/twisting	8%
Ingestion of substance	6%
Caught in/compressed by equipment/objects	5%

### Lost-time claims by top 5 nature of injuries, 2017-2021

Nature of Injury	% Total Lost-time Claims
Sprains, strains, tears	27%
Cuts, lacerations	8%
Zoonotic bacterial diseases	7%
Fractures	6%
Back pain, hurt back	6%

### Lost-time claims by top 5 parts of body injured, 2017-2021

Body Part	% Total Lost-time Claims
Multiple body parts	13%
Lumbo-sacral region	9%
Finger(s), fingernail(s)	8%
Shoulder, clavicle, scapula, trapezius	8%
Multiple internal abdominal locations	6%

### Lost-time claims by top 5 occupations, 2017-2021

Occupations	% Total Lost-time Claims
Labourers food beverage processing	22%
Welders and related machine operators	11%
Construction trades helpers labourers	7%
Truck drivers	4%
Construction millwrights/mechanics	4%

e [safety@workplacnl.ca](mailto:safety@workplacnl.ca)

### For more information

Contact WorkplaceNL at: 709.778.1552 or 1.800.563.9000  
w [workplacnl.ca](http://workplacnl.ca)

# WorkplaceNL

Health | Safety | Compensation