

# FACTS

## Health Care and Social Services



### Industry Highlights

The Health Care and Social Services Industry includes sectors such as hospitals, nursing homes, social services, day care services, physicians' offices, and health and community services.

Between 2017 and 2021, annual average employment\* increased by 10.4%, from 39,600 to 43,700 in the industry.

Assaults and violent acts injury rate is

3.6

times higher than the provincial rate

HEALTH CARE AND SOCIAL SERVICES

The soft tissue incidence rate is

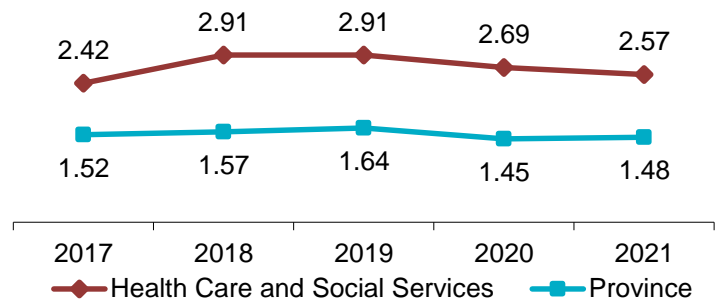
1.9

times higher than the provincial rate

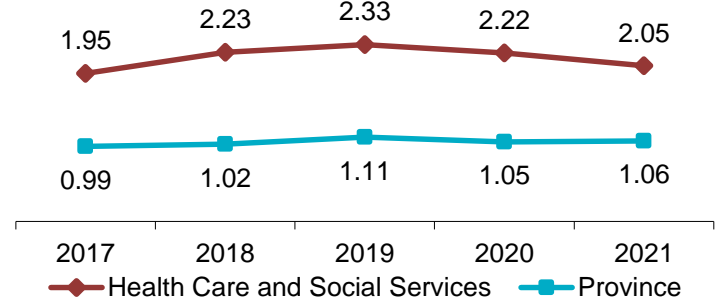
\*Source: Statistics Canada – Employment rebased January, 2021

## Industry Facts 2021

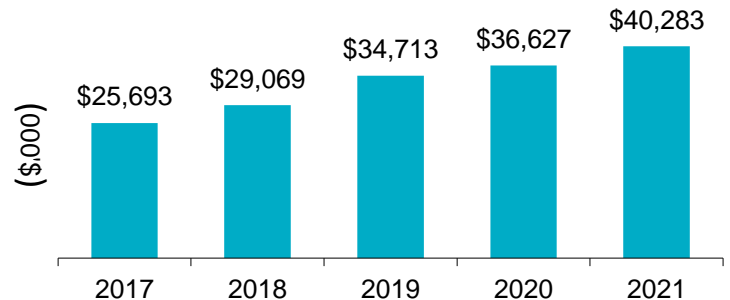
Lost-time Incidence Rate/100 Employees



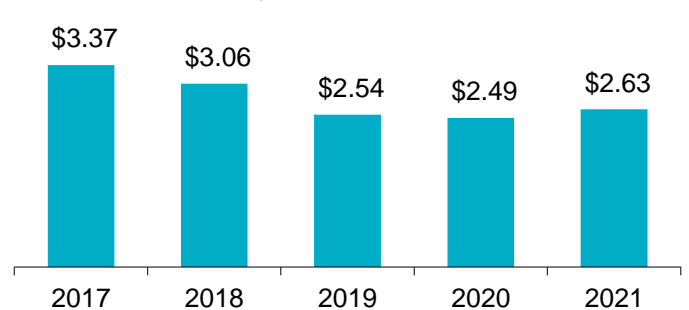
Soft Tissue Incidence Rate/100 Employees



Total Claim Payments



Average Assessment Rate



### For more information

Contact WorkplaceNL at: 709.778.1552 or 1.800.563.9000  
w workplacenl.ca

# FACTS

## Health Care and Social Services Industry Highlights *continued*

### Health Care and Social Services

### Province

	2017	2018	2019	2020	2021	2017	2018	2019	2020	2021
Lost-time	960	1,154	1,154	1,078	1,124	3,386	3,522	3,720	3,106	3,259
Health Care Only	270	389	377	302	308	1,561	1,697	1,651	1,161	1,130
Fatalities	1	0	1	1	0	25	36	26	35	18
Paid Weeks (000's)	54.5	57.8	62.2	67.4	71.3	243.5	244.3	251.5	262.4	265.1

### Lost-time claims by top 5 type of accidents, 2017-2021

Type of Accident	% Total Lost-time Claims
Overexertion in lifting	13%
Fall to floor, walkway, or other surface	13%
Bodily reaction and exertion	13%
Bending/climbing/crawling/reaching/twisting	7%
Hitting, kicking, beating	6%

### Lost-time claims by top 5 nature of injuries, 2017-2021

Nature of Injury	% Total Lost-time Claims
Sprains, strains, tears	50%
Back pain, hurt back	8%
Soreness, pain, hurt, except the back	5%
Bruises, contusions	4%
Rotator cuff tear	3%

### Lost-time claims by top 5 parts of body injured, 2017-2021

Body Part	% Total Lost-time Claims
Multiple body parts	22%
Shoulder, clavicle, scapula, trapezius	11%
Lumbo-sacral region	9%
Lumbar region	6%
Neck and shoulder	5%

### Lost-time claims by top 5 occupations, 2017-2021

Occupations	% Total Lost-time Claims
Personal care attendants	22%
Licensed practical nurses	14%
Light duty cleaners	12%
Registered nurses	12%
Visiting homemakers/related occupations	8%

e [safety@workplacenl.ca](mailto:safety@workplacenl.ca)

### For more information

Contact WorkplaceNL at: 709.778.1552 or 1.800.563.9000  
w [workplacenl.ca](http://workplacenl.ca)

# WorkplaceNL

Health | Safety | Compensation